

# Burghfield Neighbourhood Development Plan

## Questionnaire Response Analyses

### SECTIONS

- A - Responses to multiple choice questions**
- B - Sites to avoid development**
- C - Views worthy of protection**
- D - Comments**

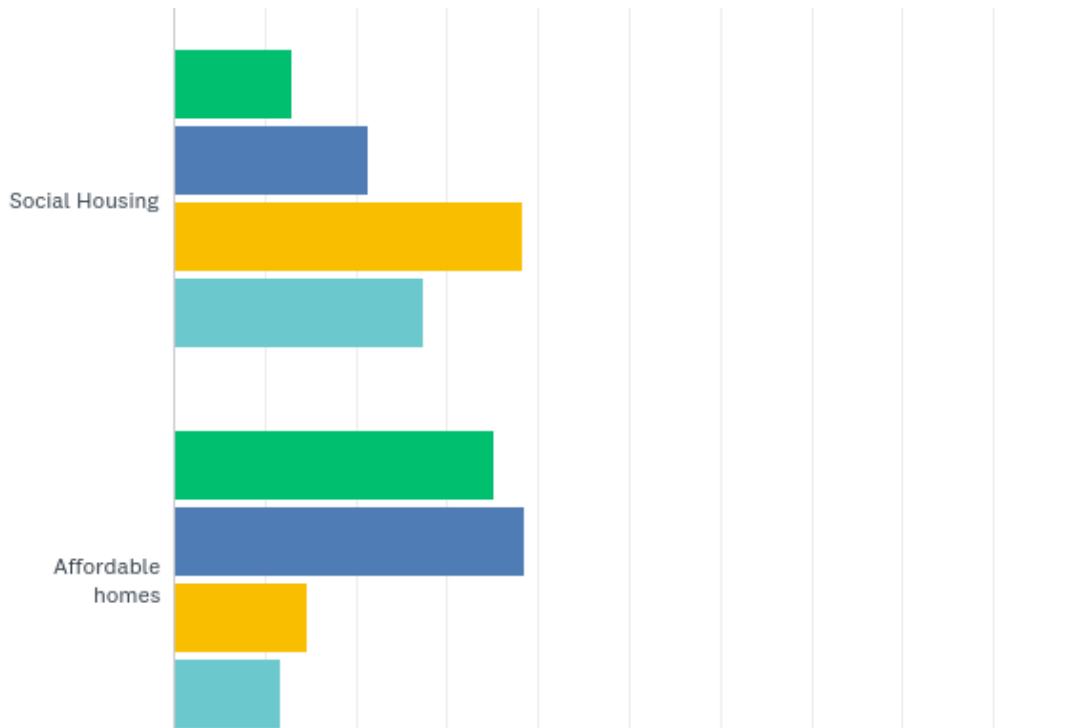
## **A. Responses to multiple choice questions**

**Total Responders - 557**

---

**Q 1. West Berkshire Council's Local Plan Review to 2036 will determine the number of new houses to be built in our parish, but the NDP will have considerable influence over location and character of any new development. Burghfield will need to provide a prescribed increased number of dwellings. Do you feel there is a shortage of certain types of housing? (mark one or more):**

Answered: 526 Skipped: 31



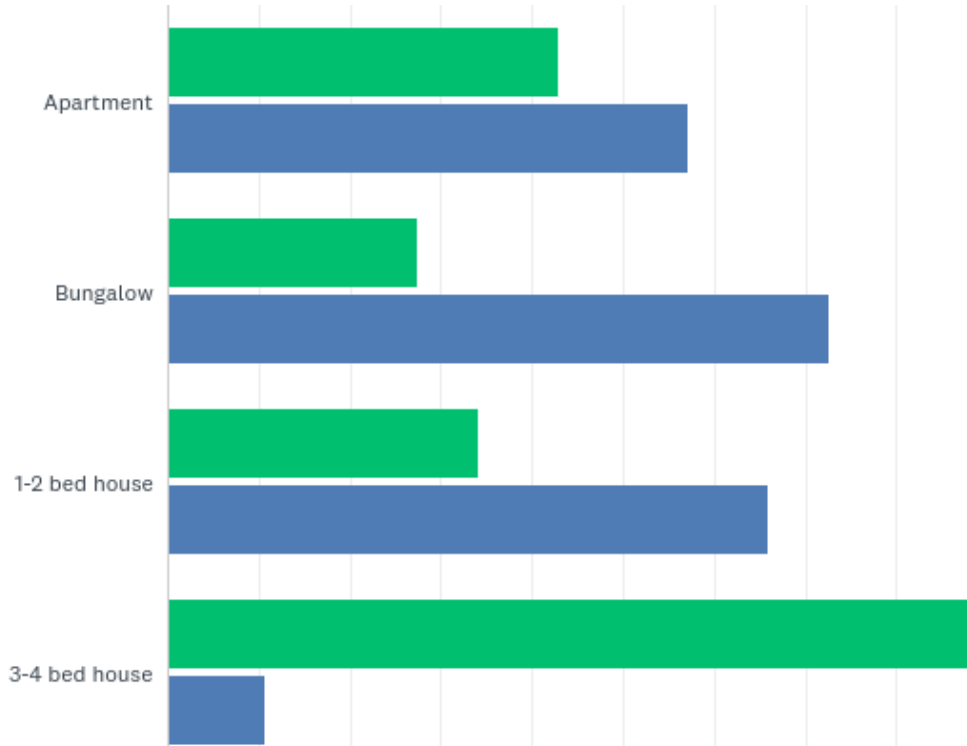
**Q 1. West Berkshire Council's Local Plan Review to 2036 will determine the number of new houses to be built in our parish, but the NDP will have considerable influence over location and character of any new development. Burghfield will need to provide a prescribed increased number of dwellings. Do you feel there is a shortage of certain types of housing? (mark one or more):**

Answered: 526 Skipped: 31

|   | <b>STRONGLY AGREE</b> | <b>AGREE</b>  | <b>DISAGREE</b> | <b>STRONGLY DISAGREE</b> | <b>TOTAL</b> |
|---|-----------------------|---------------|-----------------|--------------------------|--------------|
| Social Housing                            | 12.88%<br>47          | 21.37%<br>78  | 38.36%<br>140   | 27.40%<br>100            | 365          |
| Affordable homes                          | 35.14%<br>156         | 38.51%<br>171 | 14.64%<br>65    | 11.71%<br>52             | 444          |
| Homes for rent for anyone                 | 10.61%<br>35          | 31.21%<br>103 | 37.58%<br>124   | 20.61%<br>68             | 330          |
| Homes for rent for people from Burghfield | 19.66%<br>69          | 43.02%<br>151 | 24.22%<br>85    | 13.11%<br>46             | 351          |
| Retirement/Bungalow homes                 | 21.13%<br>82          | 40.72%<br>158 | 27.06%<br>105   | 11.08%<br>43             | 388          |
| Supported accommodation/care homes        | 14.77%<br>52          | 33.81%<br>119 | 37.22%<br>131   | 14.20%<br>50             | 352          |
| Smaller homes, e.g. 1-2 beds              | 21.41%<br>82          | 41.25%<br>158 | 26.37%<br>101   | 10.97%<br>42             | 383          |
| Larger/family homes,                      | 10.03%<br>38          | 20.06%<br>78  | 44.38%<br>171   | 25.53%<br>99             | 386          |

## Q 2. What type of property do you currently live in, and what would be most suitable for your household member(s) in the future? (mark all that apply):

Answered: 542 Skipped: 15



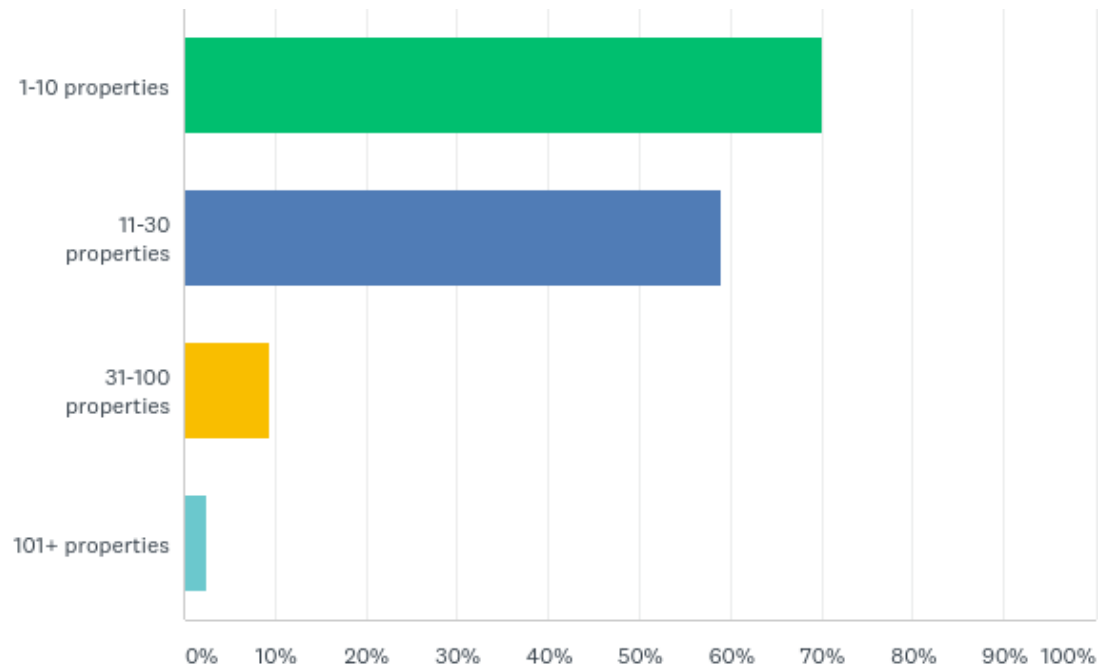
## Q 2. What type of property do you currently live in, and what would be most suitable for your household member(s) in the future? (mark all that apply):

Answered: 542 Skipped: 15

|                     | NOW           | FUTURE        | TOTAL |
|---------------------|---------------|---------------|-------|
| Apartment           | 42.86%<br>12  | 57.14%<br>16  | 28    |
| Bungalow            | 27.50%<br>44  | 72.50%<br>116 | 160   |
| 1-2 bed house       | 34.00%<br>34  | 66.00%<br>66  | 100   |
| 3-4 bed house       | 89.32%<br>368 | 10.68%<br>44  | 412   |
| 5+ house            | 63.81%<br>67  | 36.19%<br>38  | 105   |
| Supported/care home | 5.56%<br>4    | 94.44%<br>68  | 72    |
| Affordable housing  | 15.63%<br>5   | 84.38%<br>27  | 32    |
| Social housing      | 64.29%<br>9   | 35.71%<br>5   | 14    |

### Q 3. Neighbourhood Plans may include multiple allocations of land for housing. What size of sites would you like to see allocated? (mark up to 3 boxes):

Answered: 529 Skipped: 28



### Q 3. Neighbourhood Plans may include multiple allocations of land for housing. What size of sites would you like to see allocated? (mark up to 3 boxes):

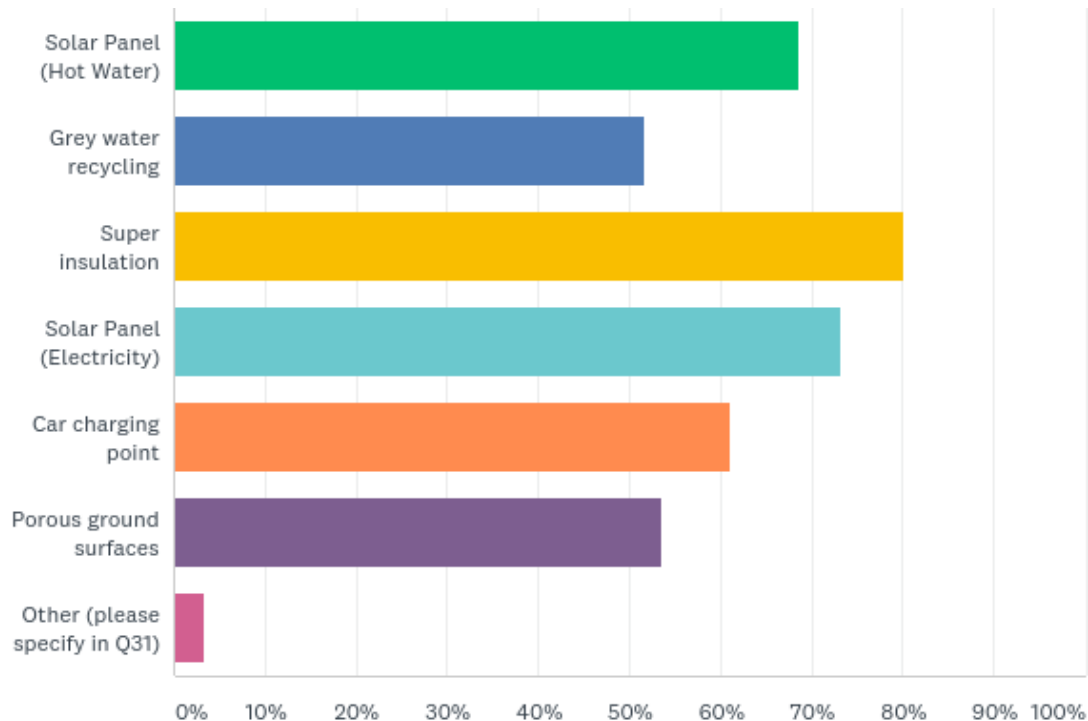
Answered: 529 Skipped: 28

| ANSWER CHOICES         | RESPONSES |     |
|------------------------|-----------|-----|
| 1-10 properties        | 70.13%    | 371 |
| 11-30 properties       | 58.98%    | 312 |
| 31-100 properties      | 9.45%     | 50  |
| 101+ properties        | 2.46%     | 13  |
| Total Respondents: 529 |           |     |



## Q 4. What green technology should be required in new developments? (mark one or more):

Answered: 537 Skipped: 20



## Q 4. What green technology should be required in new developments? (mark one or more):

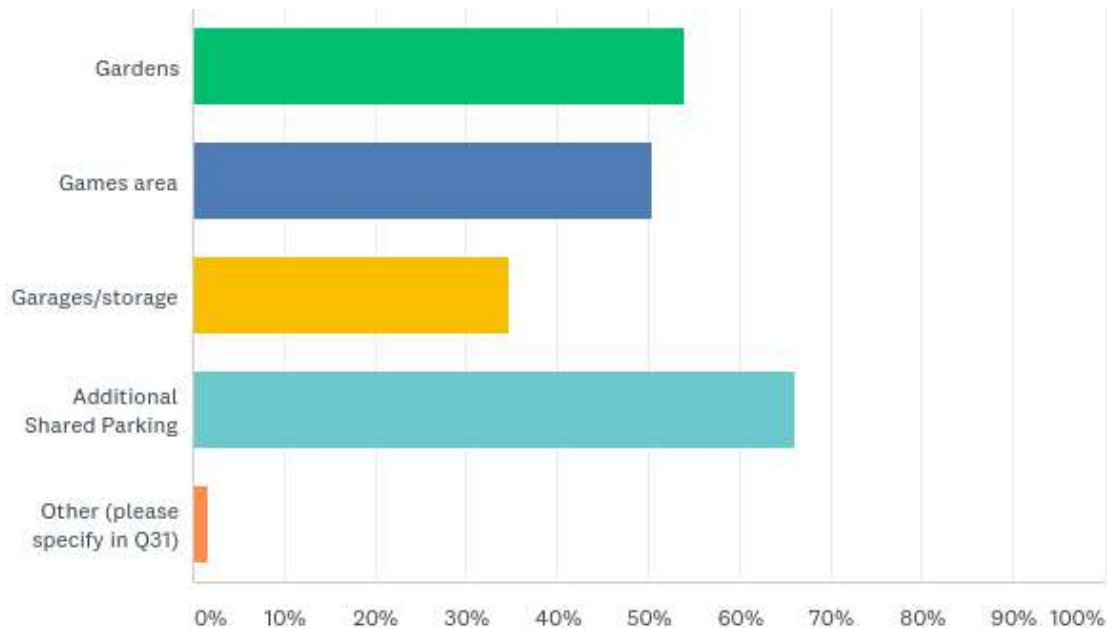
---

Answered: 537 Skipped: 20

| ANSWER CHOICES                | RESPONSES |     |
|-------------------------------|-----------|-----|
| Solar Panel (Hot Water)       | 68.53%    | 368 |
| Grey water recycling          | 51.58%    | 277 |
| Super insulation              | 80.07%    | 430 |
| Solar Panel (Electricity)     | 73.18%    | 393 |
| Car charging point            | 61.08%    | 328 |
| Porous ground surfaces        | 53.63%    | 288 |
| Other (please specify in Q31) | 3.35%     | 18  |
| Total Respondents: 537        |           |     |

## Q 5. Should new developments include the following shared facilities? (mark those you would like to see):

Answered: 494 Skipped: 63



## Q 5. Should new developments include the following shared facilities? (mark those you would like to see):

---

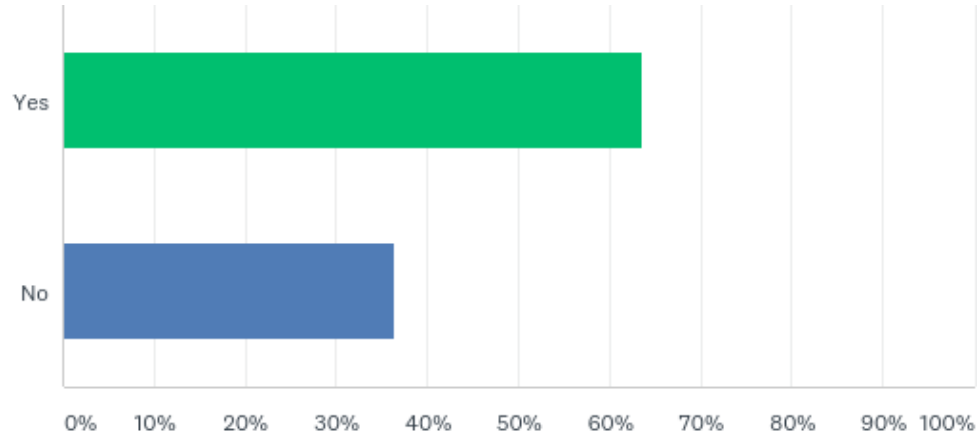
Answered: 494 Skipped: 63

| ANSWER CHOICES                | RESPONSES |     |
|-------------------------------|-----------|-----|
| Gardens                       | 54.05%    | 267 |
| Games area                    | 50.40%    | 249 |
| Garages/storage               | 34.82%    | 172 |
| Additional Shared Parking     | 66.19%    | 327 |
| Other (please specify in Q31) | 1.62%     | 8   |
| Total Respondents: 494        |           |     |

## Q 6. Of the land which is allocated for building, should some be made available for individual self-builds?

---

Answered: 531 Skipped: 26



## Q 6. Of the land which is allocated for building, should some be made available for individual self-builds?

---

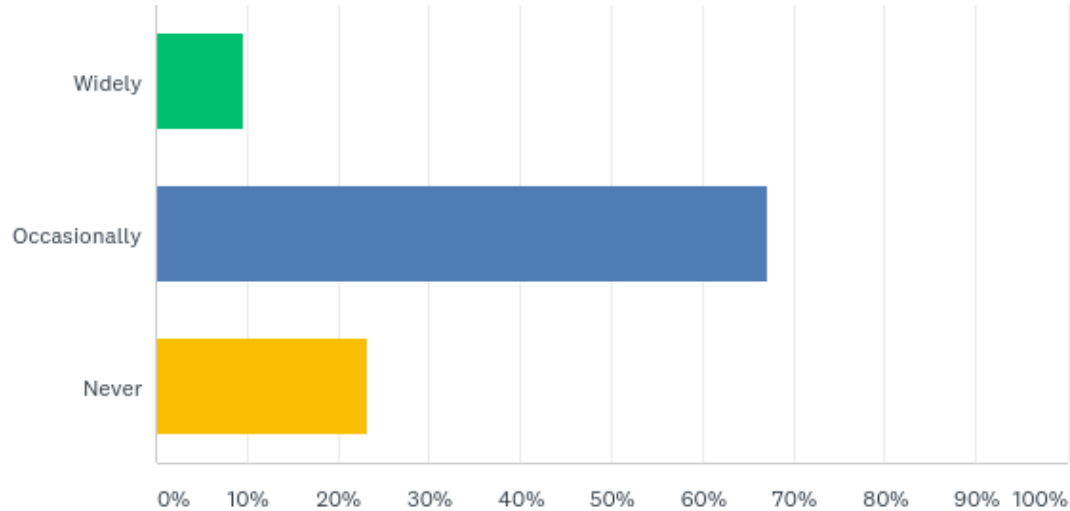
Answered: 531 Skipped: 26

| ANSWER CHOICES | RESPONSES |     |
|----------------|-----------|-----|
| Yes            | 63.65%    | 338 |
| No             | 36.35%    | 193 |
| TOTAL          |           | 531 |

## Q 7. Should infill (back garden) development be permitted?

---

Answered: 532 Skipped: 25



## Q 7. Should infill (back garden) development be permitted?

---

Answered: 532 Skipped: 25

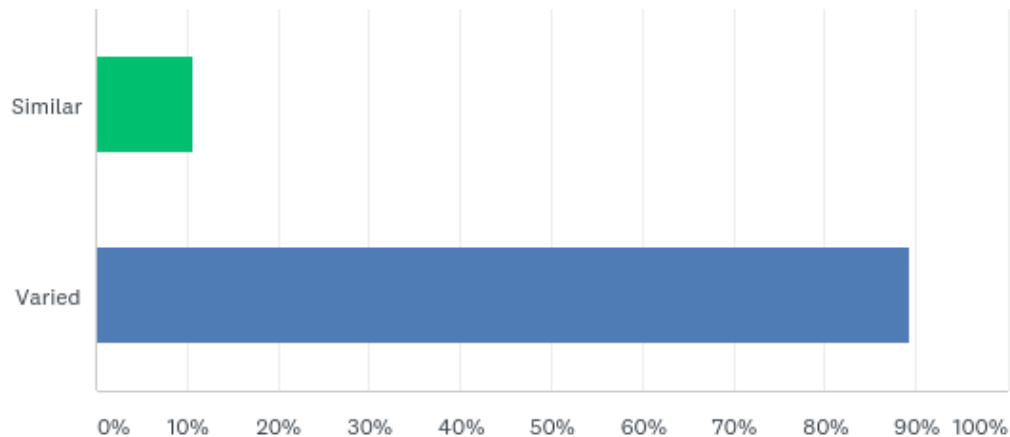
| ANSWER CHOICES | RESPONSES |     |
|----------------|-----------|-----|
| Widely         | 9.59%     | 51  |
| Occasionally   | 67.11%    | 357 |
| Never          | 23.31%    | 124 |
| TOTAL          |           | 532 |



## Q 8. Should dwellings in new housing developments all look similar, or be of varied design?

---

Answered: 539 Skipped: 18



## Q 8. Should dwellings in new housing developments all look similar, or be of varied design?

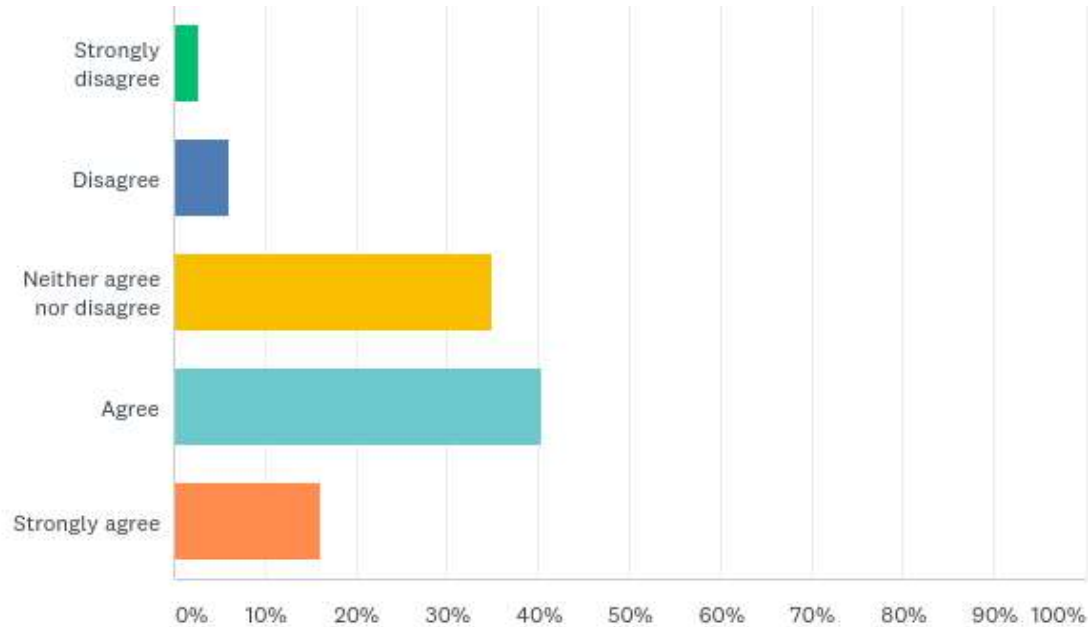
---

Answered: 539 Skipped: 18

| ANSWER CHOICES | RESPONSES |            |
|----------------|-----------|------------|
| Similar        | 10.76%    | 58         |
| Varied         | 89.24%    | 481        |
| <b>TOTAL</b>   |           | <b>539</b> |

## Q 9. Would you agree that more information boards and signs for our heritage assets are required? (mark one box):

Answered: 535 Skipped: 22



## Q 9. Would you agree that more information boards and signs for our heritage assets are required? (mark one box):

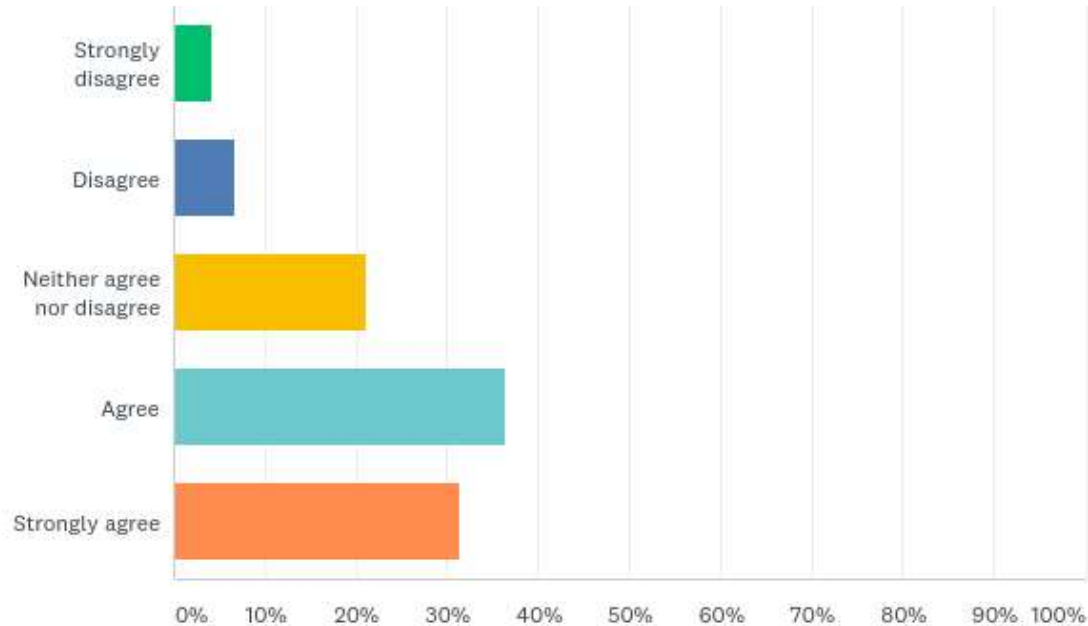
---

Answered: 535 Skipped: 22

| ANSWER CHOICES             | RESPONSES |     |
|----------------------------|-----------|-----|
| Strongly disagree          | 2.62%     | 14  |
| Disagree                   | 5.98%     | 32  |
| Neither agree nor disagree | 34.95%    | 187 |
| Agree                      | 40.37%    | 216 |
| Strongly agree             | 16.07%    | 86  |
| TOTAL                      |           | 535 |

## Q 10. Should a special effort be made to preserve the World War II defence sites on the Kennet & Avon canal? (mark one box)

Answered: 538 Skipped: 19



## Q 10. Should a special effort be made to preserve the World War II defence sites on the Kennet & Avon canal? (mark one box)

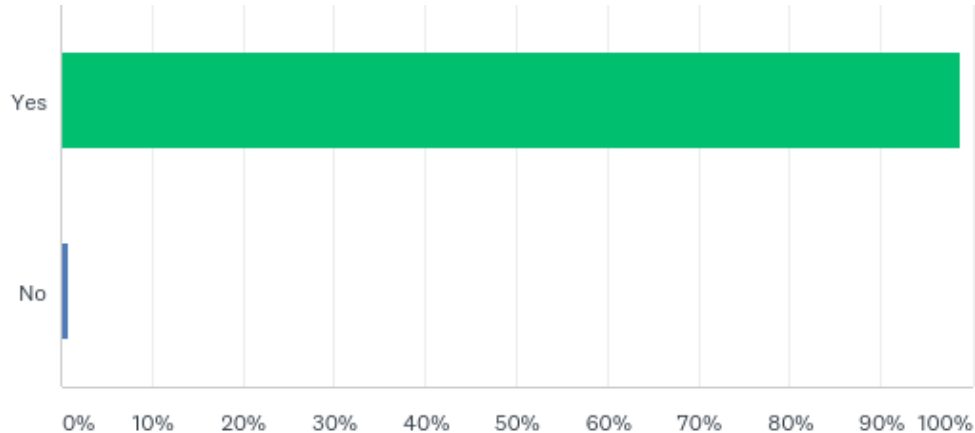
Answered: 538 Skipped: 19

| ANSWER CHOICES             | RESPONSES |     |
|----------------------------|-----------|-----|
| Strongly disagree          | 4.28%     | 23  |
| Disagree                   | 6.69%     | 36  |
| Neither agree nor disagree | 21.19%    | 114 |
| Agree                      | 36.43%    | 196 |
| Strongly agree             | 31.41%    | 169 |
| TOTAL                      |           | 538 |

## Q 12. In planning terms Green Spaces eg. allotments, recreation grounds or parks are within, or close to the community they serve. Is it important to retain existing green spaces in the parish?

---

Answered: 538 Skipped: 19



## Q 12. In planning terms Green Spaces eg. allotments, recreation grounds or parks are within, or close to the community they serve. Is it important to retain existing green spaces in the parish?

---

Answered: 538 Skipped: 19

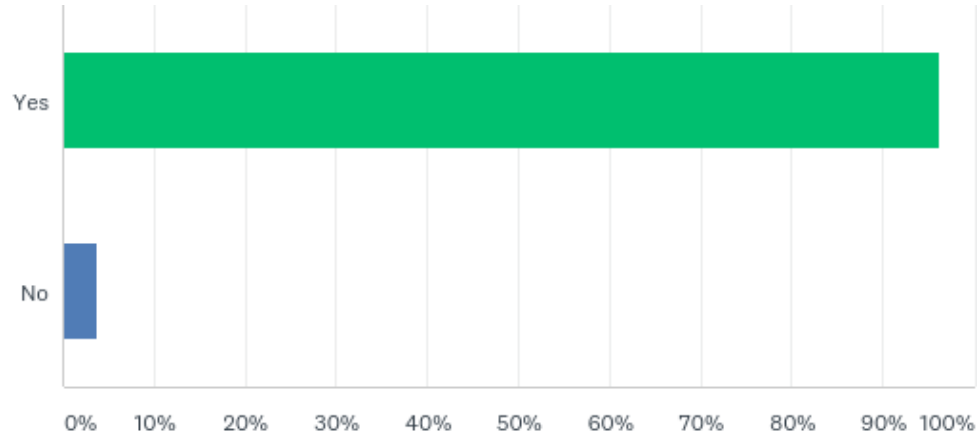
| ANSWER CHOICES | RESPONSES |     |
|----------------|-----------|-----|
| Yes            | 98.70%    | 531 |
| No             | 0.93%     | 5   |
| TOTAL          |           | 538 |



## Q 13. Would you like to see green space in any new developments?:

---

Answered: 536 Skipped: 21



## Q 13. Would you like to see green space in any new developments?:

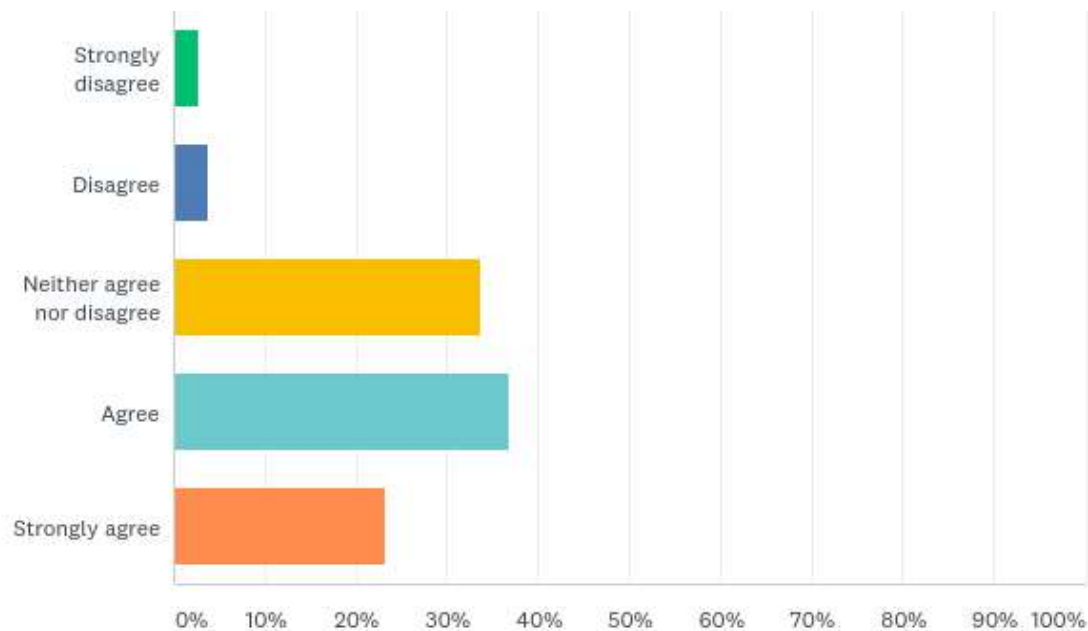
---

Answered: 536 Skipped: 21

| ANSWER CHOICES | RESPONSES |     |
|----------------|-----------|-----|
| Yes            | 96.27%    | 516 |
| No             | 3.73%     | 20  |
| TOTAL          |           | 536 |

## Q 14. Should all new properties should have front gardens? (mark one box)

Answered: 535 Skipped: 22



## Q 14. Should all new properties should have front gardens? (mark one box)

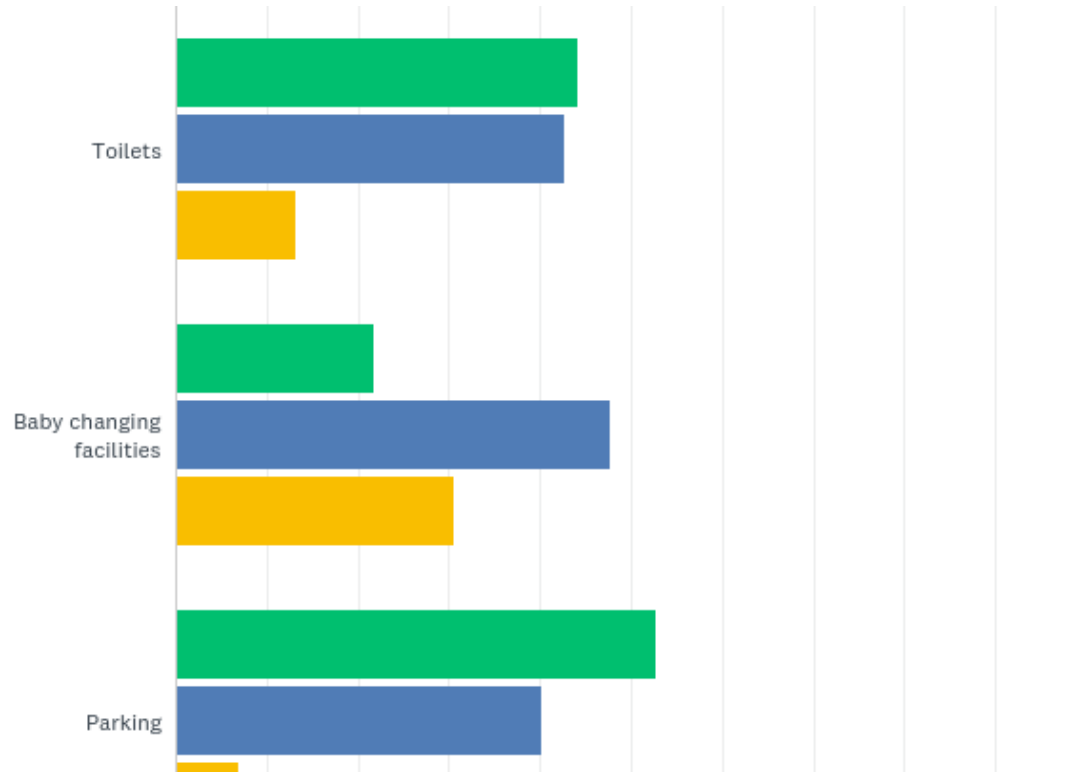
---

Answered: 535 Skipped: 22

| ANSWER CHOICES             | RESPONSES |     |
|----------------------------|-----------|-----|
| Strongly disagree          | 2.62%     | 14  |
| Disagree                   | 3.74%     | 20  |
| Neither agree nor disagree | 33.64%    | 180 |
| Agree                      | 36.82%    | 197 |
| Strongly agree             | 23.18%    | 124 |
| TOTAL                      |           | 535 |

# Q 15. How important are the following facilities to you in public spaces? (mark boxes):

Answered: 534 Skipped: 23



## Q 15. How important are the following facilities to you in public spaces? (mark boxes):

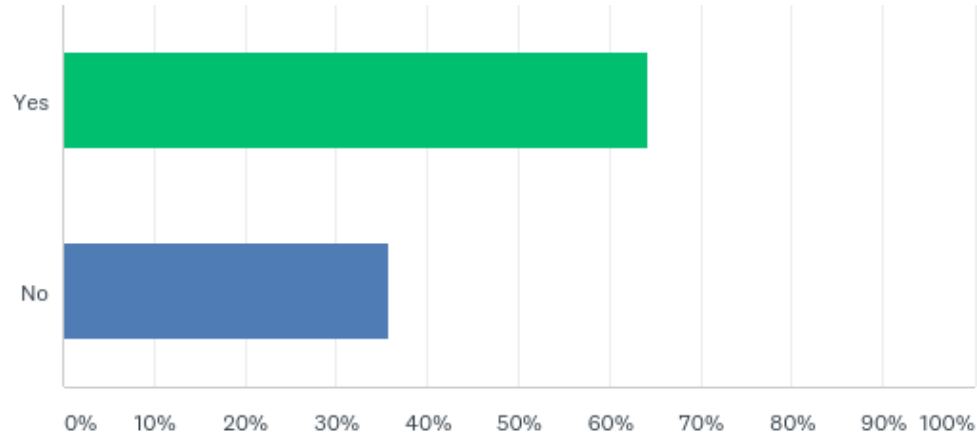
Answered: 534 Skipped: 23

|                               | VERY IMPORTANT | SOMEWHAT IMPORTANT | NOT IMPORTANT | TOTAL |
|-------------------------------|----------------|--------------------|---------------|-------|
| Toilets                       | 44.20%<br>221  | 42.60%<br>213      | 13.20%<br>66  | 500   |
| Baby changing facilities      | 21.86%<br>94   | 47.67%<br>205      | 30.47%<br>131 | 430   |
| Parking                       | 52.79%<br>274  | 40.27%<br>209      | 6.94%<br>36   | 519   |
| Wi-Fi                         | 16.51%<br>70   | 28.07%<br>119      | 55.42%<br>235 | 424   |
| Picnic/ Barbecue areas        | 22.92%<br>102  | 53.93%<br>240      | 23.15%<br>103 | 445   |
| Children's Play Areas         | 60.16%<br>299  | 32.19%<br>160      | 7.65%<br>38   | 497   |
| Other (please specify in Q31) | 60.98%<br>25   | 4.88%<br>2         | 34.15%<br>14  | 41    |

## Q 16. Do you think that new public spaces should be lit at night? (mark one box):

---

Answered: 529 Skipped: 28



## Q 16. Do you think that new public spaces should be lit at night? (mark one box):

---

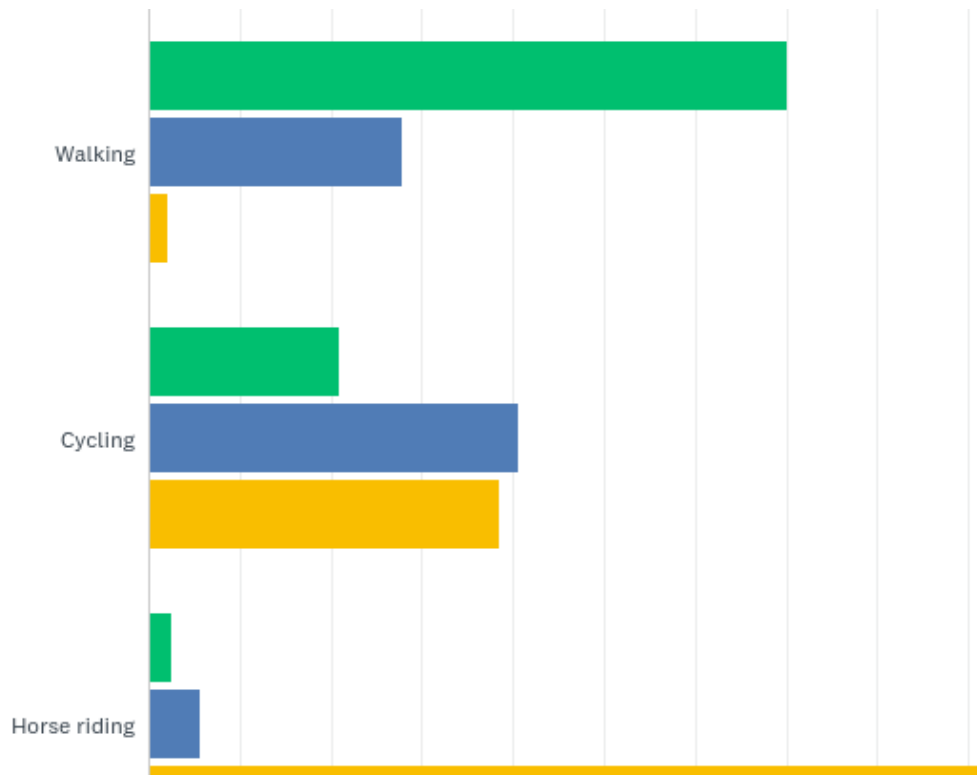
Answered: 529 Skipped: 28

| ANSWER CHOICES | RESPONSES |     |
|----------------|-----------|-----|
| Yes            | 64.27%    | 340 |
| No             | 35.73%    | 189 |
| TOTAL          |           | 529 |



# Q 17. Do you use the parish footpaths, bridle paths and byways? (mark boxes):

Answered: 539 Skipped: 18



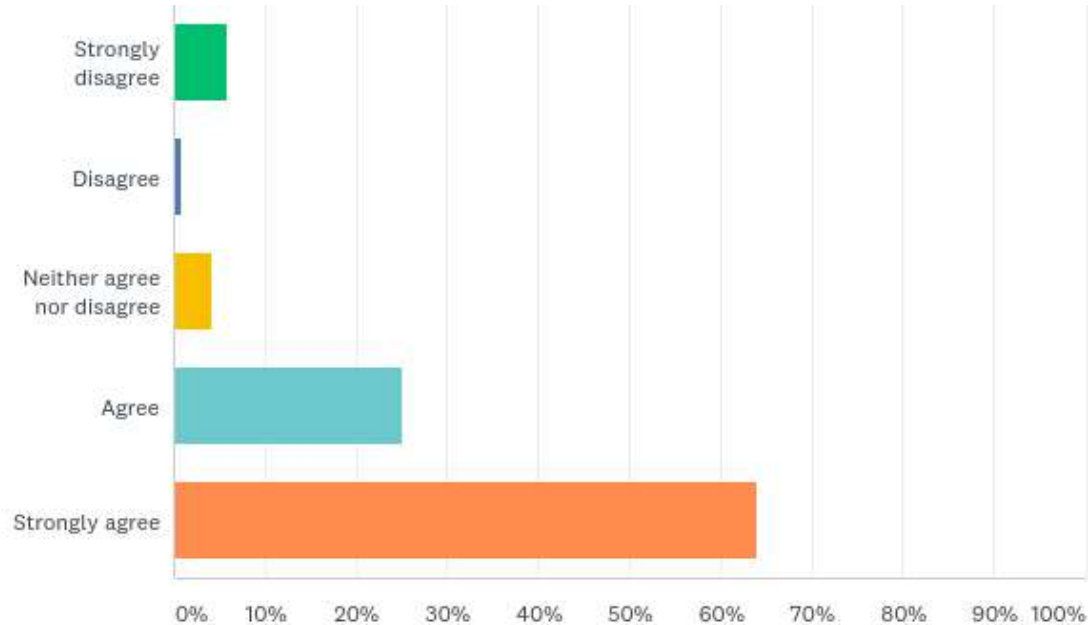
## Q 17. Do you use the parish footpaths, bridle paths and byways? (mark boxes):

Answered: 539 Skipped: 18

|                                     | FREQUENTLY    | OCCASIONALLY  | NEVER         | TOTAL |
|-------------------------------------|---------------|---------------|---------------|-------|
| Walking                             | 70.15%<br>376 | 27.80%<br>149 | 2.05%<br>11   | 536   |
| Cycling                             | 20.87%<br>86  | 40.53%<br>167 | 38.59%<br>159 | 412   |
| Horse riding                        | 2.60%<br>10   | 5.71%<br>22   | 91.69%<br>353 | 385   |
| Riding or driving off road vehicles | 1.57%<br>6    | 2.61%<br>10   | 95.82%<br>367 | 383   |

**Q 20. We should protect the extensive area of lake and wetland habitats in the northern part of the Parish for the benefit of the diverse wildlife (mark one box):**

Answered: 537 Skipped: 20



## Q 20. We should protect the extensive area of lake and wetland habitats in the northern part of the Parish for the benefit of the diverse wildlife (mark one box):

---

Answered: 537 Skipped: 20

| ANSWER CHOICES             | RESPONSES |     |
|----------------------------|-----------|-----|
| Strongly disagree          | 5.77%     | 31  |
| Disagree                   | 0.74%     | 4   |
| Neither agree nor disagree | 4.28%     | 23  |
| Agree                      | 25.14%    | 135 |
| Strongly agree             | 64.06%    | 344 |
| TOTAL                      |           | 537 |

## Q 21. Which type of property boundary marker would you prefer? (mark one box):

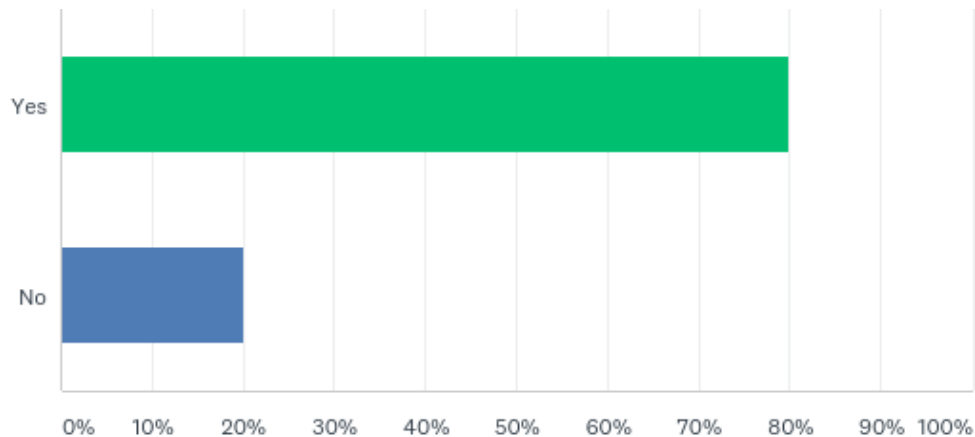
Answered: 540 Skipped: 17

|  | (NO LABEL)     | TOTAL |
|--|----------------|-------|
| Fences/walls/railings                                | 100.00%<br>29  | 29    |
| Hedges   | 100.00%<br>184 | 184   |
| Open plan  | 100.00%<br>7   | 7     |
| No preference so long as they are wildlife-permeable | 100.00%<br>138 | 138   |
| Mix of the above                                     | 100.00%<br>168 | 168   |
| No preference  | 100.00%<br>14  | 14    |

## Q 22. In new developments would you like grass verges between the pavement and the road? (mark one box):

---

Answered: 536 Skipped: 21



## Q 22. In new developments would you like grass verges between the pavement and the road? (mark one box):

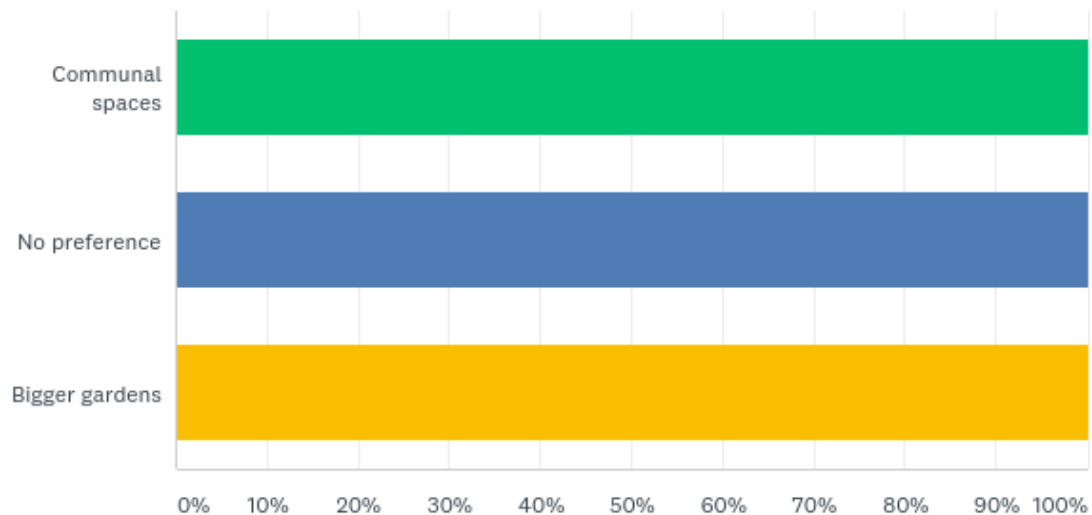
---

Answered: 536 Skipped: 21

| ANSWER CHOICES | RESPONSES |     |
|----------------|-----------|-----|
| Yes            | 79.85%    | 428 |
| No             | 20.15%    | 108 |
| TOTAL          |           | 536 |

## Q 23. Should new developments focus more on (mark one box):

Answered: 530 Skipped: 27



(no label)



## Q 23. Should new developments focus more on (mark one box):

---

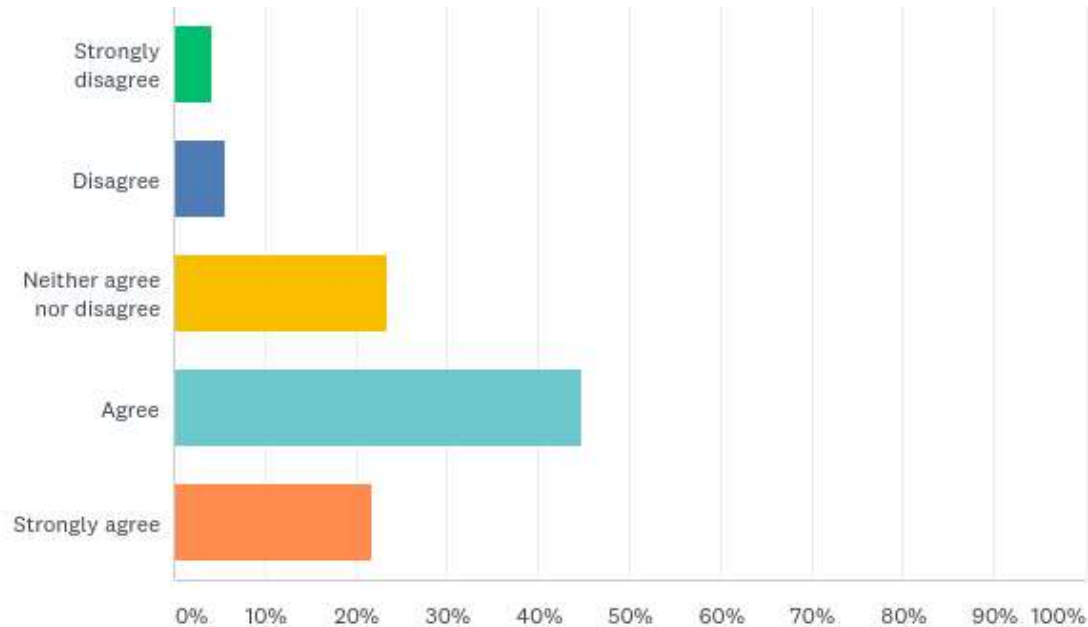
Answered: 530 Skipped: 27

|                 | (NO LABEL)     | TOTAL |
|-----------------|----------------|-------|
| Communal spaces | 100.00%<br>156 | 156   |
| No preference   | 100.00%<br>175 | 175   |
| Bigger gardens  | 100.00%<br>199 | 199   |

---

## Q 24. New developments should have restrictions to control boundary (fence/wall) height (mark one box):

Answered: 540 Skipped: 17



## Q 24. New developments should have restrictions to control boundary (fence/wall) height (mark one box):

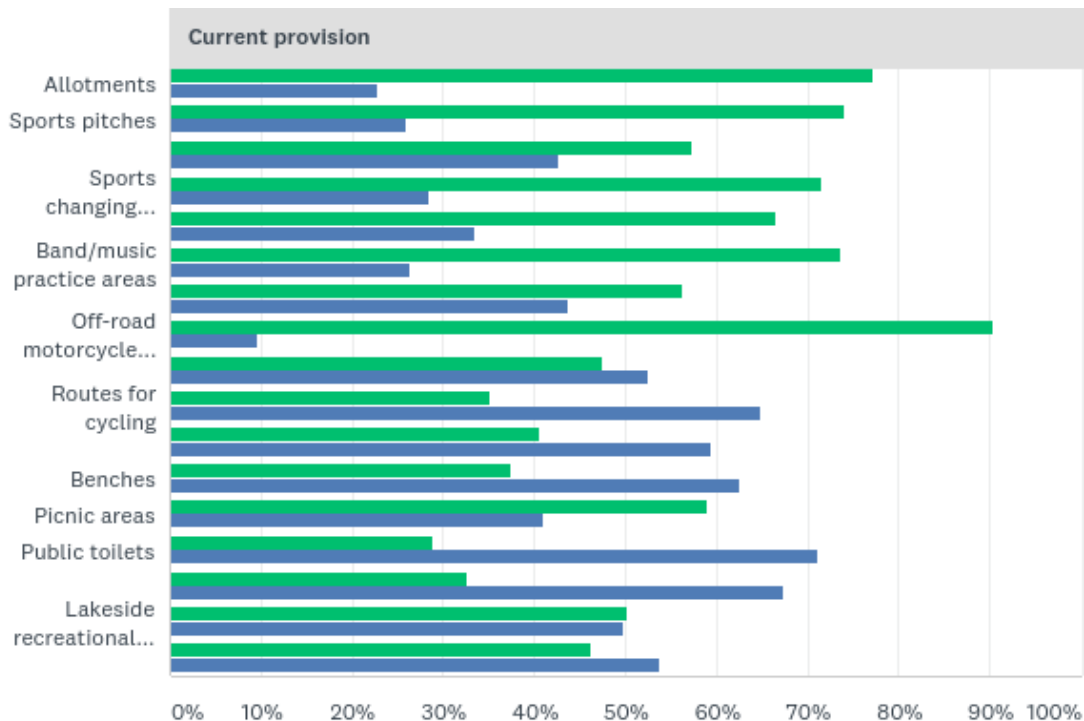
---

Answered: 540 Skipped: 17

| ANSWER CHOICES             | RESPONSES |     |
|----------------------------|-----------|-----|
| Strongly disagree          | 4.26%     | 23  |
| Disagree                   | 5.74%     | 31  |
| Neither agree nor disagree | 23.33%    | 126 |
| Agree                      | 44.81%    | 242 |
| Strongly agree             | 21.85%    | 118 |
| TOTAL                      |           | 540 |

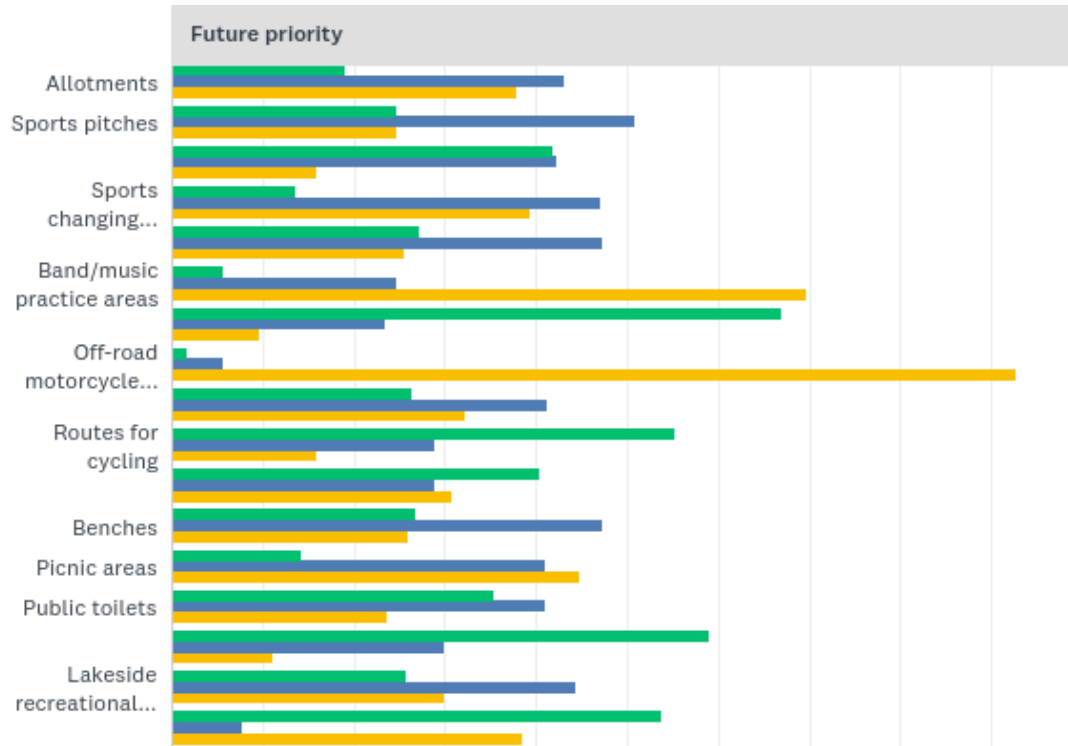
## Q 25. What do you think of the current provision of these facilities and which are your priorities for future developments? If you have comments about location of these facilities, please add comments to the end of the questionnaire.

Answered: 538 Skipped: 19



## Q 25. What do you think of the current provision of these facilities and which are your priorities for future developments? If you have comments about location of these facilities, please add comments to the end of the questionnaire.

Answered: 538 Skipped: 19



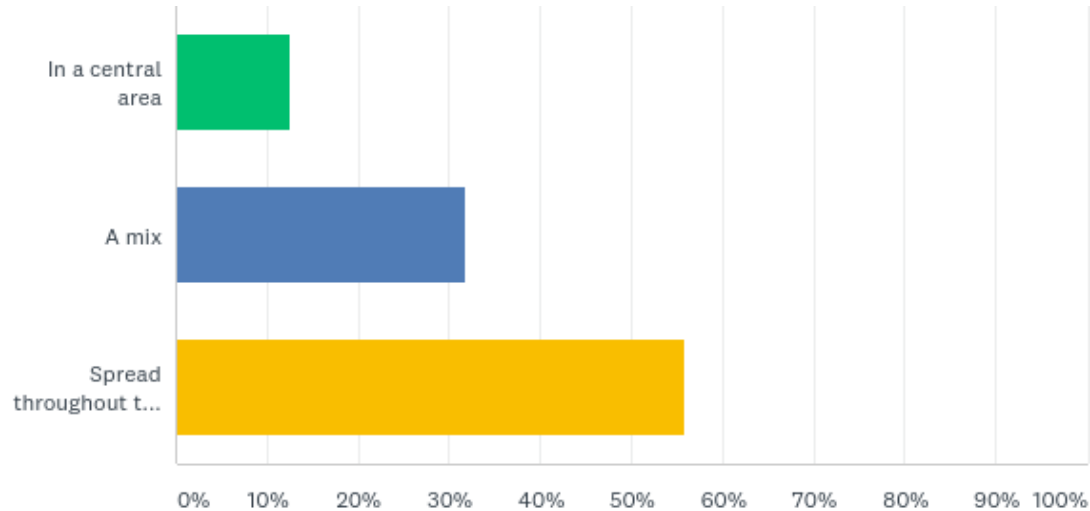
**Q 25. What do you think of the current provision of these facilities and which are your priorities for future developments? If you have comments about location of these facilities, please add comments to the end of the questionnaire.**

Answered: 538 Skipped: 19

| Current provision                 |               |               |       |
|-----------------------------------|---------------|---------------|-------|
|                                   | SUFFICIENT    | NEED MORE     | TOTAL |
| Allotments                        | 77.11%<br>384 | 22.89%<br>114 | 498   |
| Sports pitches                    | 74.00%<br>353 | 26.00%<br>124 | 477   |
| Community venues                  | 57.38%<br>280 | 42.62%<br>208 | 488   |
| Sports changing facilities        | 71.46%<br>303 | 28.54%<br>121 | 424   |
| Playground equipment              | 66.52%<br>306 | 33.48%<br>154 | 460   |
| Band/music practice areas         | 73.54%<br>264 | 26.46%<br>95  | 359   |
| Green & natural areas for walking | 56.19%<br>277 | 43.81%<br>216 | 493   |
| Off-road motorcycle tracks        | 90.37%<br>319 | 9.63%<br>34   | 353   |

## Q 26. Should the village have a shopping centre or should shops be spread throughout the Parish? (mark one box):

Answered: 529 Skipped: 28



## Q 26. Should the village have a shopping centre or should shops be spread throughout the Parish? (mark one box):

---

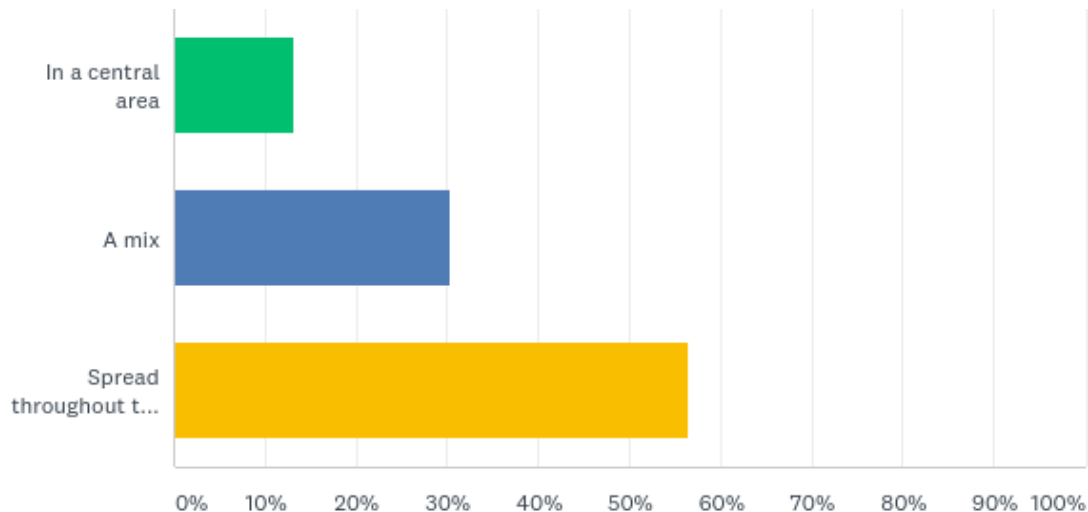
Answered: 529 Skipped: 28

| ANSWER CHOICES               | RESPONSES |     |
|------------------------------|-----------|-----|
| In a central area            | 12.48%    | 66  |
| A mix                        | 31.76%    | 168 |
| Spread throughout the Parish | 55.77%    | 295 |
| TOTAL                        |           | 529 |



## Q 27. Should there be a business centre, or should employment opportunities be spread throughout the Parish? (mark one box):

Answered: 530 Skipped: 27



## Q 27. Should there be a business centre, or should employment opportunities be spread throughout the Parish? (mark one box):

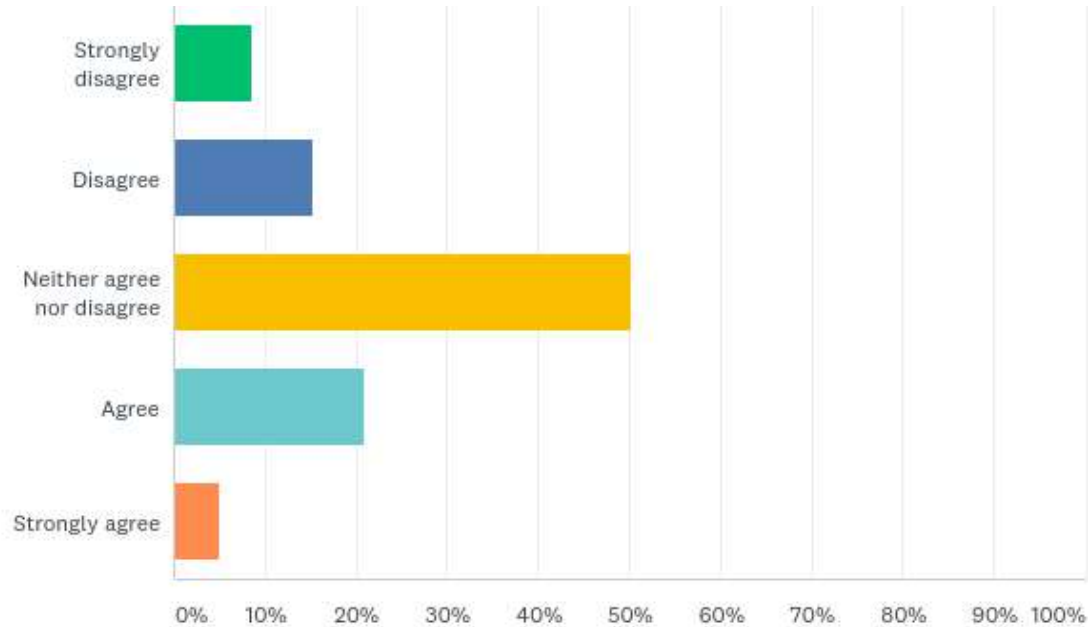
---

Answered: 530 Skipped: 27

| ANSWER CHOICES               | RESPONSES |     |
|------------------------------|-----------|-----|
| In a central area            | 13.21%    | 70  |
| A mix                        | 30.38%    | 161 |
| Spread throughout the Parish | 56.42%    | 299 |
| TOTAL                        |           | 530 |

## Q 28. Tourism within the parish should be promoted (mark one box):

Answered: 537 Skipped: 20



## Q 28. Tourism within the parish should be promoted (mark one box):

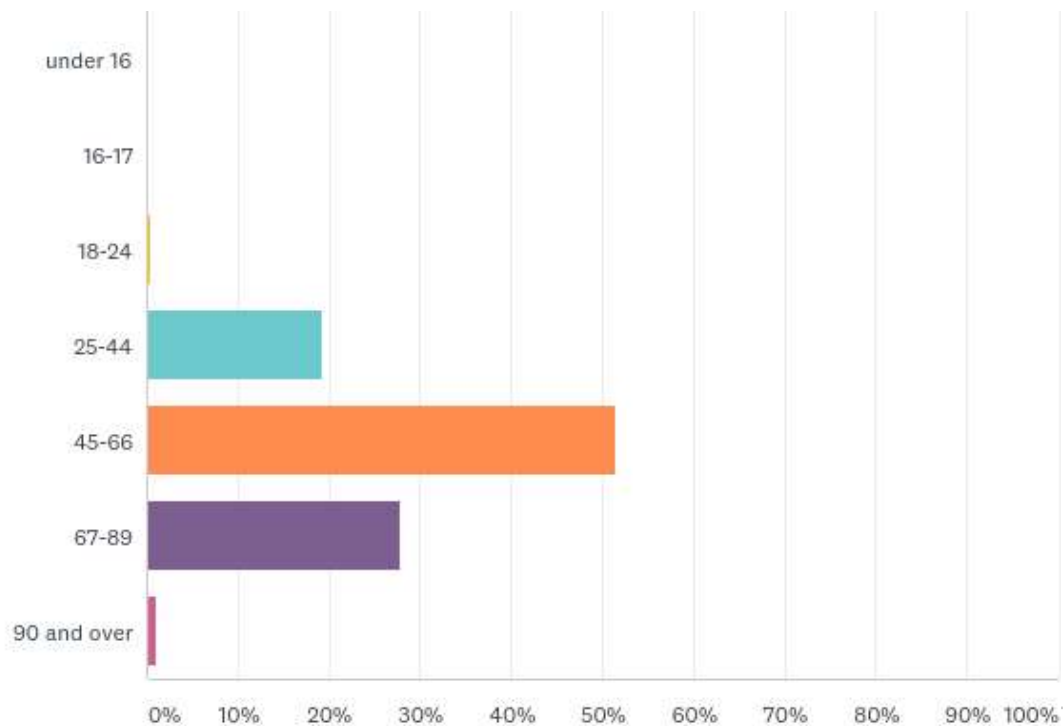
---

Answered: 537 Skipped: 20

| ANSWER CHOICES             | RESPONSES |     |
|----------------------------|-----------|-----|
| Strongly disagree          | 8.57%     | 46  |
| Disagree                   | 15.27%    | 82  |
| Neither agree nor disagree | 50.28%    | 270 |
| Agree                      | 20.86%    | 112 |
| Strongly agree             | 5.03%     | 27  |
| TOTAL                      |           | 537 |

## Q 29. How old are you:

Answered: 527 Skipped: 30



## Q 29. How old are you:

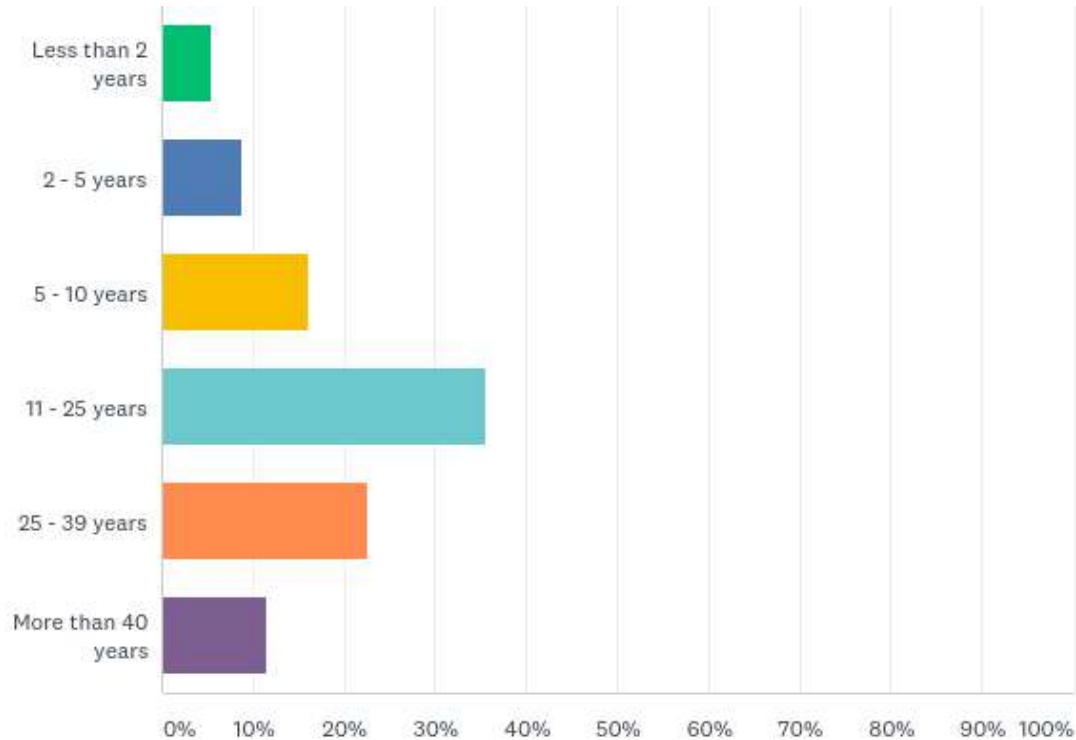
---

Answered: 527 Skipped: 30

| ANSWER CHOICES | RESPONSES |            |
|----------------|-----------|------------|
| under 16       | 0.00%     | 0          |
| 16-17          | 0.00%     | 0          |
| 18-24          | 0.38%     | 2          |
| 25-44          | 19.17%    | 101        |
| 45-66          | 51.42%    | 271        |
| 67-89          | 27.89%    | 147        |
| 90 and over    | 1.14%     | 6          |
| <b>TOTAL</b>   |           | <b>527</b> |

## Q 30. How long have you lived in the parish of Burghfield?

Answered: 530 Skipped: 27



## Q 30. How long have you lived in the parish of Burghfield?

---

Answered: 530 Skipped: 27

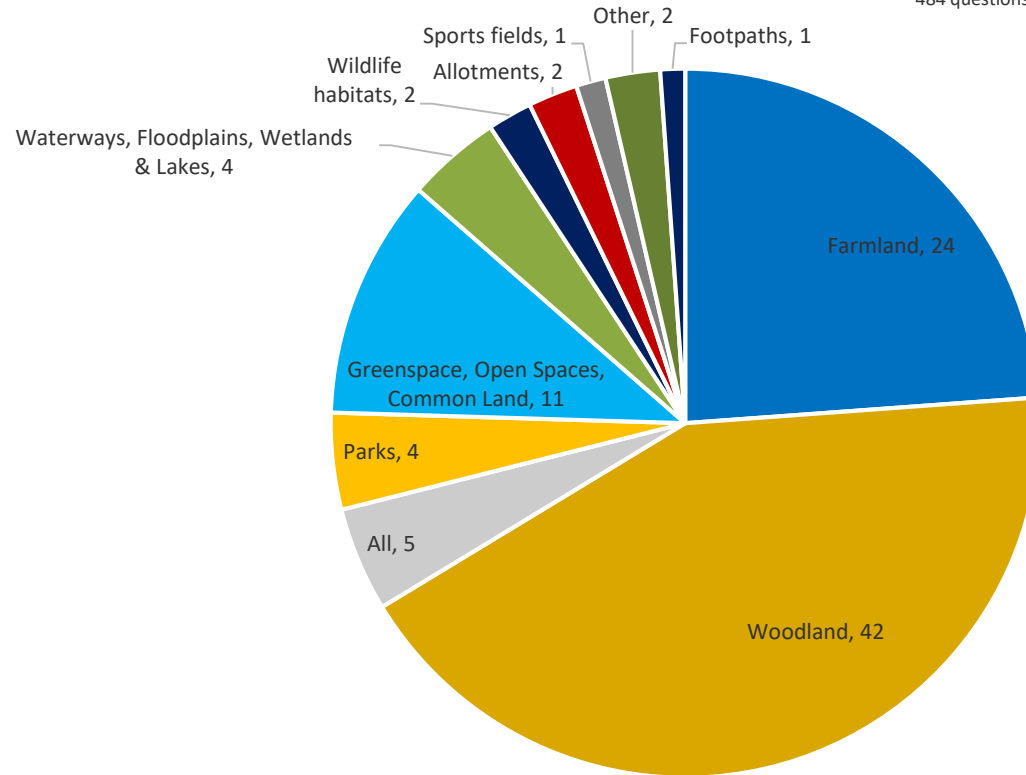
| ANSWER CHOICES     | RESPONSES |            |
|--------------------|-----------|------------|
| Less than 2 years  | 5.47%     | 29         |
| 2 - 5 years        | 8.87%     | 47         |
| 5 - 10 years       | 16.04%    | 85         |
| 11 - 25 years      | 35.47%    | 188        |
| 25 - 39 years      | 22.64%    | 120        |
| More than 40 years | 11.51%    | 61         |
| <b>TOTAL</b>       |           | <b>530</b> |



## **B. Sites to avoid development**

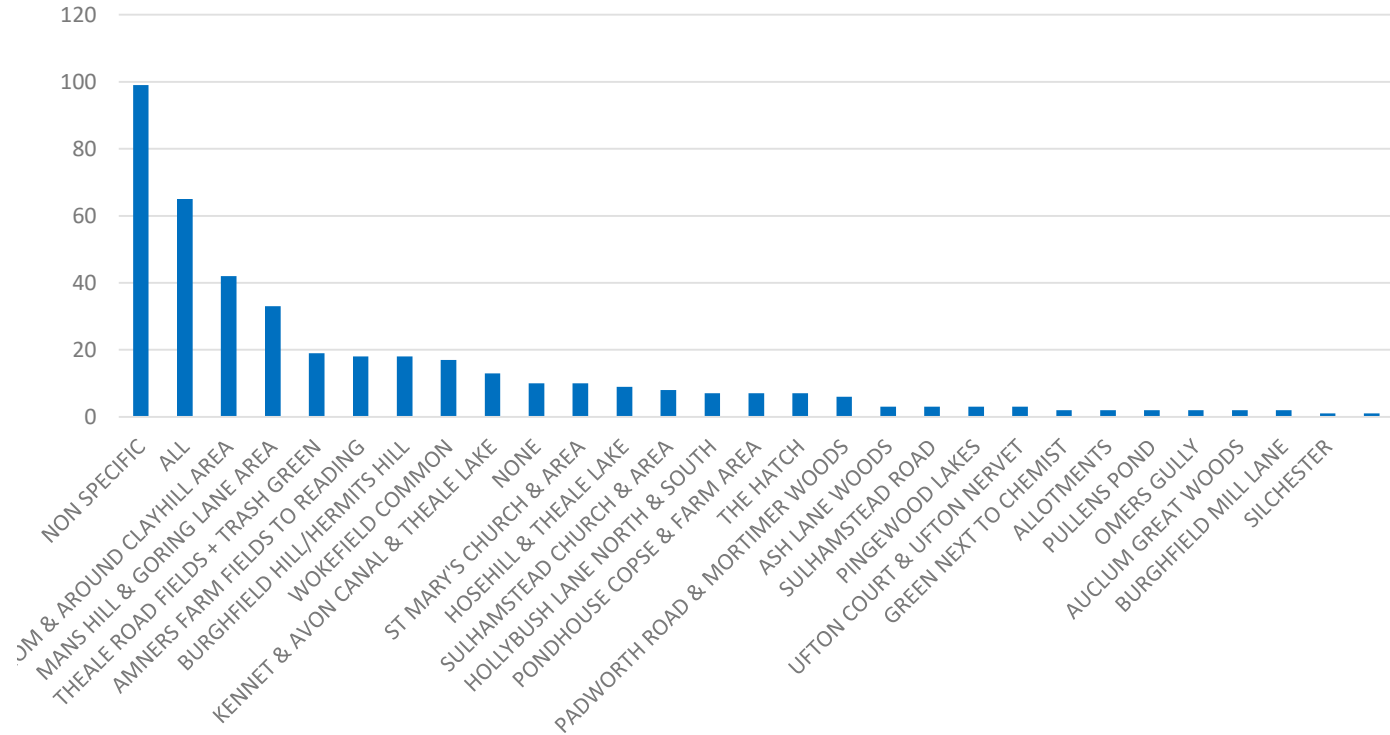
## Q 18. What types of sites (e.g. farmland, woodland) should we avoid developing?

484 questions completed



## **C. Views worthy of protection**

# Q 19. Which views around, and from the parish do you consider worthy of protection?



---

## D. Comments

### Q33. Comments relating to NDP matters

